



World's Best Workforce (WBWF) AND Achievement & Integration (A&I)

2018-2019 Reports



**DEPARTMENT
OF EDUCATION**

Components of WBWF/A&I Progress Report

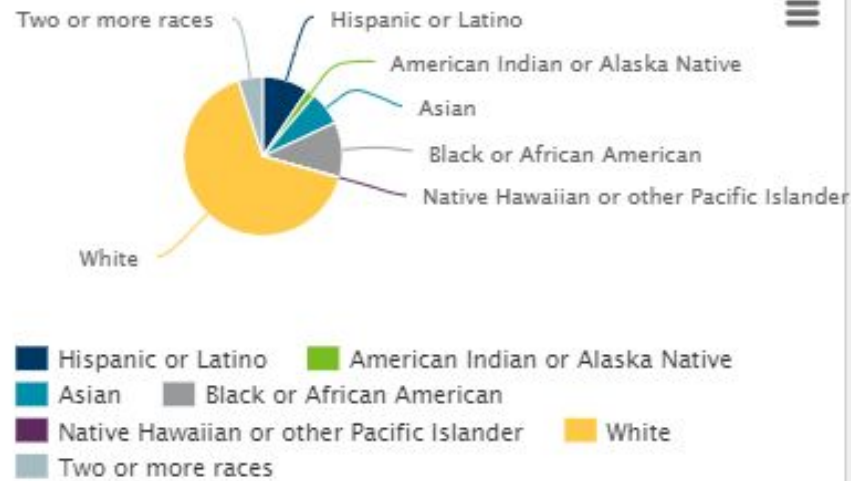
- Part A: World's Best Workforce
 - Equitable Access to Excellent Teachers
 - All Students Ready for School
 - All Students in Third Grade Achieving Grade-Level Literacy
 - Close the Achievement Gap(s) Between Student Groups
 - All Students Career- and College-Ready by Graduation
 - All Students Graduate
- Part B: Achievement and Integration
 - Amended Plan
 - Achievement and Integration Goals 1 - 5
 - Going Forward

Statewide



2019 Enrollment by Race/Ethnicity

Note: Data are reported by fiscal year based on October 1 enrollment for the most recent year available. The fiscal year is the year in which the school year ends (e.g., 2017 is the 2016-2017 school year).



Race/Ethnicity	Count	Percent
Hispanic or Latino	84,784	9.5%
American Indian or Alaska Native	14,839	1.7%
Asian	60,989	6.9%
Black or African-American	99,604	11.2%
Native Hawaiian or other Pacific Islander	771	0.1%
White	584,296	65.7%
Two or more races	44,021	5.0%
All students	889,304	100.0%

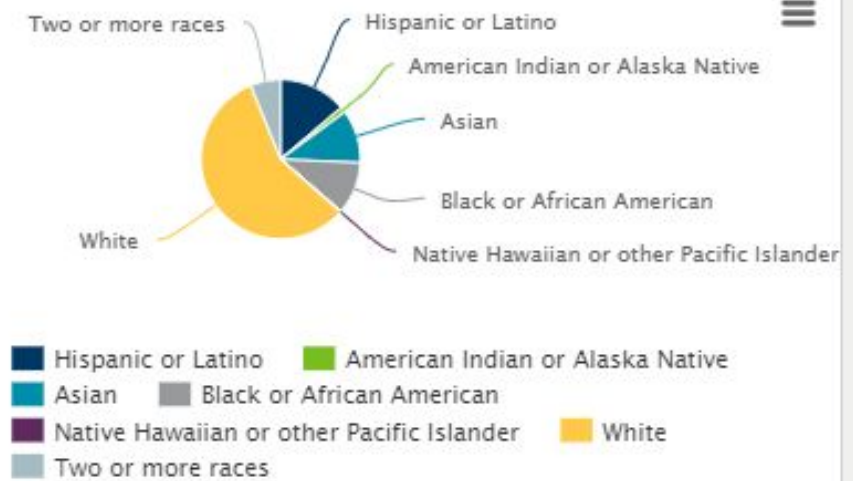


Shakopee Public School District



2019 Enrollment by Race/Ethnicity

Note: Data are reported by fiscal year based on October 1 enrollment for the most recent year available. The fiscal year is the year in which the school year ends (e.g., 2017 is the 2016-2017 school year).

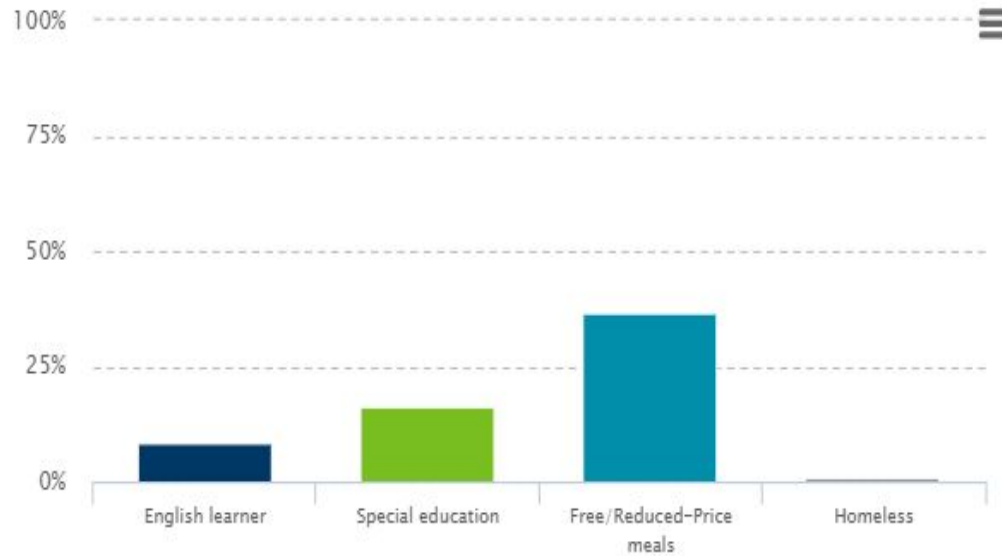


Race/Ethnicity	Count	Percent
Hispanic or Latino	1,147	13.8%
American Indian or Alaska Native	88	1.1%
Asian	901	10.8%
Black or African-American	890	10.7%
Native Hawaiian or other Pacific Islander	7	0.1%
White	4,777	57.4%
Two or more races	509	6.1%
All students	8,319	100.0%

Statewide



2019 Enrollment by Other Criteria



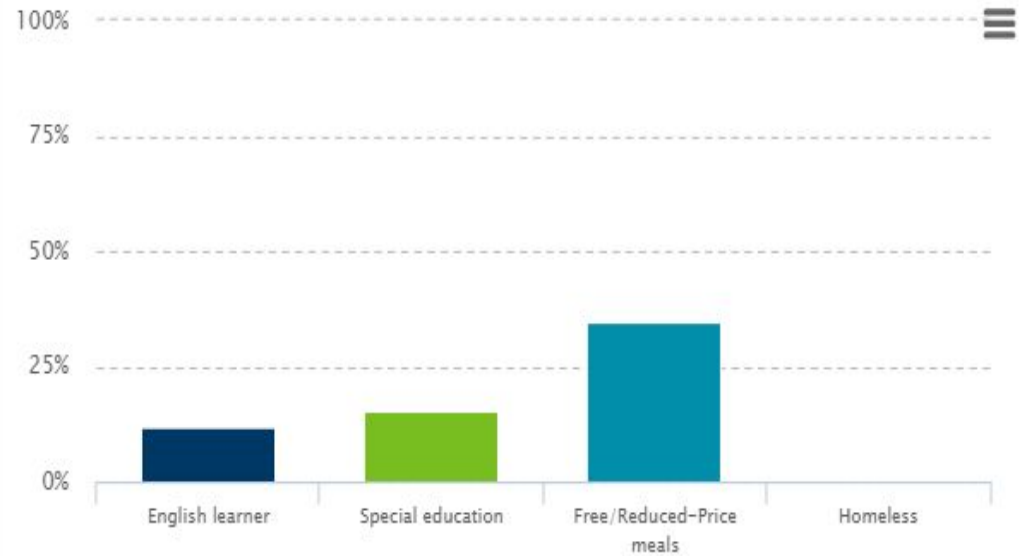
	Count	Percent
English learner	74,315	8.4%
Special education	143,925	16.2%
Free/Reduced-Price meals	323,572	36.4%
Homeless	8,079	0.9%



Shakopee Public School District



2019 Enrollment by Other Criteria



	Count	Percent
English learner	974	11.7%
Special education	1,292	15.5%
Free/Reduced-Price meals	2,879	34.6%
Homeless	51	0.6%

All Students Ready for School

- Goal: 68% of our Kindergarten Students Meet 3 out of 4 Kindergarten Readiness Measures
- **Result: 64% (329/515) of our Kindergarten Students Meet 3 out of 4 Kindergarten Readiness Measures**
 - Counting: 79% (409/515)
 - Number Identification: 62% (323/517)
 - Letter Identification: 80% (416/521)
 - Letter Sound Identification: 49% (253/514)

All Students in Third Grade Achieving Grade-Level Literacy

- The percentage of 3rd grade students enrolled in Shakopee Public Schools that are proficient on the MCA Reading test will increase from 6.5% above state rates in 2017-18 to 8% above state proficiency rates by 2018-2019.
 - 16-17: 63.5% (5.9% above state)
 - 17-18: 62.4% (6.5% above state)
 - **18-19: 63.1% (4.8% above state)**

Close the Achievement Gap(s) Between Student Groups

- Goal: The weighted average achievement gap in reading (based on MCA results), including the student groups of FRP, SpEd, LEP, Asian, Black, Hispanic, Native American, Pacific Islander and Multi-Racial groups will improve from -28.7% in 2016-2017 to -25% in 2018-19.
 - 2016-2017: -28.7%
 - 2017-2018: -27.1%
 - **2018-2019: -27.5%**

All Students Career- and College-Ready by Graduation

- Goal: The percentage of students meeting all 4 Career and College readiness benchmarks on the ACT will increase from 31% for the 2018 graduating cohort to 33% for the 2019 graduating cohort.

- 2016-2017: 29%

- 2017-2018: 31%

- **2018-2019: 28%**

All Students Graduate

- **Goal: The percentage of High School seniors that graduate in 4-years will increase from 83.4% in 2014 to 90% in 2017-18.**
 - 2015 Cohort: 81.4%
 - 2016 Cohort: 82.1%
 - 2017 Cohort: 79.7%
 - **2018 Cohort: 83.4%**

Beginning next year, we will have a 4-year goal for Shakopee High School and a 7-year goal for Tokata Learning Center.

Graduation Rates

Shakopee High School 4-Year Graduation Rate

- 2016 Cohort: 86.9%
- 2017 Cohort: 86.6%
- **2018 Cohort: 90.2%**

Tokata Learning Center 7-Year Graduation Rate

- 2016 Cohort: 84.8%
- 2017 Cohort: 77.5%
- **2018 Cohort: 71.9%**



Achievement & Integration Goals (A&I)

2018-2019 Reports

Amended Plan

Typically, you develop three-year goals for an A&I Plan. We ended up not doing that because

- The Minnesota Growth model no longer exists
- We realized that some of the measures were difficult to track
- In working with MDE, some of our goals did not align correctly with WBWF

Achievement and Integration Goal 1

GOAL # 1: Teachers will be better prepared to meet our diverse students' needs and will create an environment where an additional 2.5% of students will become "on-track" for success, annually, based on the ~~Minnesota Growth Model.~~

Achievement and Integration Goal 2

Implement four innovative, engaging educational programs for students in grades K-12, to better access curriculum and post-secondary options, and increase student daily attendance by 10% and decrease student discipline referrals by 10%.

Attendance Rate in 2015-2016: 95.18%

Attendance Rate in 2017-2018: 94.61%

Suspension Rate in 2016-2017: 0.040

Suspensions Rate in 2018-2019: 0.048



Achievement and Integration Goal 2

4 Innovative Programs:

- Young Scholars
- AVID
- Check and Connect
- World Cafe

Achievement and Integration Goal 3

By 2020, the graduation of non-white students, who have been in the district for more than 5 years, will be equal to the graduation rates for white students (90% goal).

White Students in Spring 2018: 89.6%

Students of Color in Spring 2018: 74.4%



Achievement & Integration Goals for 2019 - 2020



Goals

Staff perception

Consistent Attendance

Achievement Gap in Math

Enrollment in Grow Your Own Teacher Program

Access to Rigorous Coursework



Going Forward with A&I

All Achievement & Integration districts in the state are currently working on developing the next 3-year Achievement & Integration Plan.

This new plan will be submitted to MDE by Ray Betton and Nancy Thul no later than mid-March of 2020.

Conclusion/Questions

- This report will be submitted to MDE by mid-December
- Requirement for all school districts in the state of Minnesota
- [WBWF site on Shakopee Schools website](#)