



ANNUAL BUDGET REPORT

2021-2022 ANNUAL BUDGET
REPORT

JUNE 2021

SHAKOPEE PUBLIC SCHOOLS
INDEPENDENT SCHOOL
DISTRICT 720

SHAKOPEE.K12.MN.US

1200 SHAKOPEE TOWN SQUARE
SHAKOPEE, MN 55379
952.496.5000



Table of Contents

	<u>Page</u>
District Officials	1
Executive Summary	2
Mission, Vision, Strategic Directions	2
Budget Process	3
Adopted Budget – All Funds	4
Budget Overview	5-7
Budget Assumptions	8-15
General Fund Revenue Chart	16
General Fund Expenditure Chart	17
General Fund Statement of Revenue, Expense, and Change in Fund Balance	18
Enrollment Summary and Projections	19
General Fund Revenue Detail	20-21
General Fund Expenditures by Program	22
Food Service Fund Statement of Revenue, Expense, and Change in Fund Balance	23
Child Nutrition Fund Expenditures by Object	24
Community Service Fund Statement of Revenue, Expense, and Change in Fund Balance	25
Community Service Fund Expenditures by Object	26
Building Construction Fund Statement of Revenue, Expense, and Change in Fund Balance	27
Building Construction Fund Revenue by Source	28
Debt Service Fund Statement of Revenue, Expense, and Change in Fund Balance	29
Debt Service Fund Expenditures by Object	30
Proprietary Funds	31
Fiduciary Funds	32
 Other Information	
Enrollment	33
General Fund Unassigned Fund Balance	34
Supplementary Information	35
Summary	36



DISTRICT OFFICIALS

School Board

Name	Position	Term
Kristi Peterson	Chairperson	12/31/2022
Judi Tomczik	Vice Chairperson	12/31/2022
Joe Aldrich	Treasurer	12/31/2022
Tim Brophy	Clerk	12/31/2024
Paul Christiansen	Director	12/31/2022
Jeff Smith	Director	12/31/2024
Ibrahim Mohamed	Director	12/31/2024

Administrative Cabinet

Dr. Mike Redmond	Superintendent of Schools
Dave Orłowsky	Assistant Superintendent
Bill Menozzi	Director of Finance and Operations
Keith Gray	Director of Human Resources
Bob Greeley (Lisa Rahn)	Director of Community Education
Bryan Drozd	Director of Instructional Technology
Nancy Thul	Director of Learning, Teaching, & Equity
Julie Fred	Director of Special Services
Tiffany Olson	Communications
Crystal McNally	Communications
Dale Anderson	Shakopee Ed. Association President

Building Principals

Jeff Pawlicki	Shakopee High School
Eric Serbus	Tokata Learning Center
Jim Miklausich	East Middle School
Lori Link	West Middle School
Josie Koivisto	Eagle Creek Elementary
Dr. Kevin Bjerken	Jackson Elementary
Doug Schleif (Krysten Ellis)	Red Oak Elementary
Patrick Leonard	Sun Path Elementary
Derek Bell	Sweeney Elementary
Dr. Julie Ritter	Central Family Center/Pearson

EXECUTIVE SUMMARY

The 2021-22 school year brings hope of a return to a more normal learning environment for staff and students. The development of the fiscal year (FY) 2022 budget assumes a return to our traditional learning models.

All enrollment and budgetary decisions at Shakopee Public Schools seek to continue to support the mission of educating lifelong learners to succeed in a diverse world. Additionally, all enrollment and budgetary decisions are vetted through the lens of keeping expenditures and taxpayer burden to a minimum, while investing in the goals of academic excellence.

In accordance with Minnesota Statutes 123B.77, the School Board will be required to approve the budget for the 2021-22 FY prior to July 1, 2021.

MISSION

In partnership with the community, we will educate lifelong learners to succeed in a diverse world.

VISION

To ensure ALL students are college and career ready.

STRATEGIC DIRECTIONS

Six areas of focus to accomplish our mission & vision.

Quality Instruction & Student Engagement

Whole Student Development

Personalized Learning

A Culture of Excellence

21st Century Learning Environment

Excellence with Equity

**INDEPENDENT SCHOOL DISTRICT #720
SHAKOPEE PUBLIC SCHOOLS
ANNUAL BUDGET PROCESS
YEAR ENDED JUNE 30, 2022**

The budget in Shakopee Public Schools is a continuous four-step process:

Each step requires School Board approval and is open for public inspection and comment.

1. Property Tax Levy & Truth in Taxation Meeting: December 14, 2020 –

The budget process begins with submission of the final certified property tax levy to the home county auditor and Minnesota Department of Education. The School Board certifies the final levy for the next fiscal year before the end of the calendar year.

2. Adopted Budget June 2021 –

The School Board is required to approve a budget before the start of the school year on July 1. Approval includes analysis and assumptions on staffing needs, enrollment, legislative impact, and other revenue and expenditure estimates.

3. Revised Budget –

The School Board approves a final (revised) budget each year in December or January based on information and estimates not previously known during the preliminary budget process.

4. Annual Financial Report & Fiscal Audit –

The final step includes closing the books and preparing financial statements for review and audit by an independent external CPA firm. The School Board typically reviews the audit report in October or November.

**INDEPENDENT SCHOOL DISTRICT #720
SHAKOPEE PUBLIC SCHOOLS
ADOPTED BUDGET – ALL FUNDS
YEAR ENDED JUNE 30, 2022**

	Projected Beginning Fund Balance July 1, 2021	Projected Revenue	Projected Expenditures	Projected Surplus (Deficit)	Projected Fund Balance June 30, 2022	Ending Projected Fund Balance (Unassigned) June 30, 2022
GOVERNMENTAL FUNDS						
GENERAL FUND	\$ 6,751,849	\$ 98,861,312	\$ 98,595,426	\$ 265,886	\$ 7,017,735	\$ 1,294,918
FOOD SERVICE FUND	296,301	4,456,240	4,406,796	49,444	345,745	
COMMUNITY SERVICE FUND	141,148	2,957,867	2,979,902	(22,035)	119,113	
BUILDING CONSTRUCTION FUND	967,504	-	9,995,416	(9,995,416)	(9,027,912)	
DEBT SERVICE FUND	3,348,005	19,084,263	19,756,064	(671,801)	2,676,204	
TOTAL GOVERNMENTAL FUNDS	11,504,807	125,359,682	135,733,604	(10,373,922)	1,130,885	
PROPRIETARY FUNDS						
INTERNAL SERVICE	734,774	10,459,526	10,459,526	-	734,774	
FIDUCIARY FUNDS						
SCHOLARSHIP TRUST	15,589	7,100	7,100	-	15,589	
OPEB TRUST	5,197,802	300,000	300,000	-	5,197,802	
TOTAL FIDUCIARY FUNDS	5,213,391	307,100	307,100	-	5,213,391	
TOTAL ALL FUNDS	\$ 17,452,972	\$ 136,126,308	\$ 146,500,230	\$ (10,373,922)	\$ 7,079,050	

BUDGET OVERVIEW

The budget sets forth the financial plan for the forthcoming fiscal year. It is based on the projected financial needs of the District and serves to allocate limited resources in the best possible way to provide the best educational opportunities to students.

FINANCIAL STRUCTURE

The financial activity of the District is accounted for in several funds. Each fund is an independent accounting entity having its own set of accounts, assets, liabilities, fund balances, revenues and expenditures. The budget, approved by the Board, reports on the following governmental funds: General, Food Service, Community Service, Building Construction and Debt Service. The budget includes a proprietary fund (Internal Service) and two fiduciary funds (Scholarship Trust and Other Post-Employment Benefits (OPEB) Trust).

GENERAL FUND

The General Fund is used to account for all revenue and expenditures of the District not accounted for elsewhere. The General Fund is used to account for K-12 educational activities, instruction and student support programs. Administrative, operational, building maintenance and legal expenditures not specifically designated to be accounted for in any other fund are also recorded within the General Fund.

Transportation Services

The General Fund is also used to show all financial activities of the District's pupil transportation program. Chargebacks will be made against other operating funds when appropriate.

Capital Expenditures

Revenue for total operating capital and the capital lease levy must be recorded in the Restricted/Reserve for Operating Capital in the General Fund. Revenue for Health and Safety and for Disabled Accessibility must be recorded in the Restricted/Reserve for these purposes in the General Fund. Revenue and expenditures from the Technology Levy are also recorded in this fund.

FOOD SERVICE FUND

The Food Service Fund is used to record financial activities of the District's food service program. Food service includes activities for the purpose of preparation and service of milk, meals and snacks in connection with school and community service activities.

All expenditures relating to meal preparation must be recorded in the Food Service Fund. Eligible expenditures include application processing, meal accountability, food preparation, meal service and kitchen custodial service.

COMMUNITY SERVICE FUND

The Community Service Fund is used to record all financial activities of the District's Community Service program.

The focus of Community Education is enrichment programs for any age level that are not part of the K-12 education program. Community Education programming may also include K-12 summer school enrichment activities which, although educational in nature, are not for credit and are not required for graduation.

BUILDING CONSTRUCTION FUND

The Building Construction Fund is used to record all operations of the District's building construction program that are funded by the sale of bonds or by capital loans. Revenues and expenditures relating to the District's state approved Long Term Facility Maintenance (LTFM) Program are recorded in this fund when bonds have been issued for project costs or if a single project cost is \$2,000,000 or greater using pay-as-you-go LTFM levy.

Construction costs for buildings and additions consist of the following: expenditures for general construction, advertisement for contracts, payments on contracts for construction, installations of plumbing, heating, lighting, ventilation and electrical systems, expenditures for lockers, elevators, and other equipment, architectural and engineering services, paint and decorating expenses, and any other related costs. Also included are the costs of floating the bond issue in this fund by reclassification from the General Fund.

DEBT SERVICE FUND

The Debt Service Fund is used to record revenue and expenditures for the District's outstanding bonded indebtedness, whether for building construction or operating capital, and whether for initial or refunding bonds.

When a bond issue is sold, the Board must levy a direct general tax upon the property of the District for the payment of principal and interest. The revenue from such a tax and related state aid must be separately accounted for in the Debt Service Fund.

INTERNAL SERVICE FUND

The Internal Service Fund is used to account for goods or services provided by one department to another within the District on a cost-reimbursement basis. The Internal Service Fund is utilized for the District's self-insurance programs.

TRUST FUND

Trust Funds are used to record the revenues and expenditures for trust agreements where the Board has accepted the responsibility to serve as trustee. The District has a trust fund in place to account for its Scholarship Trust and OPEB Trust arrangements, respectively.

REVENUE ASSUMPTIONS

GENERAL FUND (Fund 01/03/05)

The General Fund revenue budget is estimated to be \$98,861,312 for 2021-22.

State Basic General Education Aid

State Basic General Education Aid is estimated at \$58,817,880. The Basic General Education formula amount is derived by multiplying the adjusted pupil units served by the basic general education allowance. For fiscal year 2021-22, the basic formula amount is **estimated** to be \$6,600, an increase of just \$33 (0.5%) from the 2020-21 school year. The basic general education aid serves as the District's primary funding source, accounting for 59 percent the general fund operating revenue. Note: The 2022 state aid funding formula is unknown as of the date of this publication. Estimates are included.

Per Pupil Allocation – State Basic General Education Aid

SCHOOL YEAR	FORMULA ALLOWANCE	FORMULA CHANGE
2017-18	\$6,188	2.00%
2018-19	\$6,312	2.00%
2019-20	\$6,438	2.00%
2020-21	\$6,567	2.00%
2021-22	\$6,600	0.50%

Other sources of general education aid revenue total \$5,663,374. Components of general education aid are formula driven and listed below.

OTHER GENERAL EDUCATION AID	2021-22
AREA LEARNING CTR. REVENUE	\$750,000
GIFTED & TALENTED	\$115,853
EXTENDED TIME	\$332,605
COMPENSATORY REVENUE	\$2,440,414
LIMITED ENGLISH PROGRAM	\$721,000
OPERATING CAPITAL	\$1,303,502
TOTAL	\$5,663,374

Other Categorical State Aid

Revenues from state supported programs are estimated at \$13,719,085. Special education categorical aid makes up 77 percent of this category, totaling \$10,605,442. State aid for special education is determined by a formula based upon district special education expenditures and statewide funding limits. Other state aid components are listed below:

OTHER GENERAL CATEGORICAL AID	2021-22
SPECIAL EDUCATION (REGULAR)	\$10,605,442
INTEGRATION	\$1,011,763
NONPUBLIC TRANSPORTATION	\$245,000
CAREER & TECHNICAL	\$25,262
STATE GRANTS	\$261,000
PERMANENT SCHOOL FUND	\$375,824
LITERACY AID	\$405,000
SPECIAL FUNDING (PENSIONS)	\$350,000
LONG-TERM FACILITIES	\$439,794
TOTAL OTHER STATE AID	\$13,719,085

Property Taxes

The 2020 Payable 2021 levy certification by the School Board will serve as property tax revenue in the 2021-22 school year. Property tax revenue is estimated at \$15,364,676. Revenue from property taxes provides the second largest source of revenue for the general fund, representing 15.5 percent of total general fund revenue.

GENERAL FUND LEVIES	2021-22
PROPERTY TAXES	\$5,422,858
FISCAL DISPARITIES	\$1,850,000
COUNTY APPORTIONMENT	\$80,000
OPERATING CAPITAL LEVY	\$2,306,361
INTEGRATION LEVY	\$462,693
SAFE SCHOOLS	\$323,256
CAPITAL PROJECTS LEVY	\$3,850,865
CAREER & TECHNICAL	\$319,830
LTFM LEVY	\$748,813
TOTAL LEVY REVENUE	\$15,364,676

Federal Sources

Federal revenue is estimated at \$2,411,335 for 2021-22. Title programs and special education entitlement computations use federal funding limits and enrollment data in determining allocations. The expectation is that expenditures within title programs will not exceed total revenue.

Pandemic Response One-Time Federal Revenues:

Included in the 2021-22 Adopted Budget:

Elementary and Secondary School Emergency Relief (ESSER) 90% Part I: \$501,036

Elementary and Secondary School Emergency Relief (ESSER) 9.5%: \$289,111

Governor's Emergency Education Relief (GEER): \$159,158

Total Pandemic Relief Funds (adopted budget) for 2021-22: \$949,305

Other pandemic response one-time revenues:

ESSER Part II 90%: \$2,739,635**

ESSER Part III 90%: \$5,344,323**

**Funds are not included in the 21-22 adopted budget and will be available to be used through September 30, 2023.

Local Tuition, Fees, and Admissions

Revenue estimated in these categories' totals \$1,935,657. Typical sources of revenue in this category include miscellaneous fees, admissions, gate receipts and interest revenue and are largely budgeted based on historical levels.

Enrollment – Pupil Units

The District has projected annual average daily membership to be 8,065 for the 2021-22 school year. Average daily membership (ADM) is based upon students served and includes the impacts of open enrollment, tuition agreements, post-secondary enrollment options, on-line learning, and Tokata Learning Center enrollment.

ADM calculates actual “membership time” rather than a simple enrollment count at a given point in time.

The table below shows projected enrollment for the 2021-22 school year:

GRADE LEVEL	ADM	PUPIL WEIGHT	WADM
PRE-KTG	55	1.00	70
HANDICAPPED KTG	70	1.00	70
KINDERGARTEN	459	1.00	459
GRADES 1-5	2,661	1.00	2,661
GRADES 6-8	1,774	1.00/1.20	2,012
GRADES 9-12	3,046	1.20	3,655
TOTALS	8,065		8,912

ADM Enrollment history and projections:

SCHOOL YEAR	PREK-GRADE 12
2017-18	8,266
2018-19	8,247
2019-20	8,190
2020-21 Projected	8,075
2021-22 Projected	8,065

FOOD SERVICE FUND (Fund 02)

Food Service Fund revenue is estimated at \$4,456,240 for 2021-22.

Prices for breakfast, lunch and milk are shown in the table below.

Note: Meal price recommendations are from the June 28, 2021 School Board recommendation.

Lunch	
Elementary	\$ 2.85
Secondary	\$ 3.00
Breakfast	
Elementary	\$ 1.70
Secondary	\$ 1.85

On Tuesday, April 20, 2021 the US Department of Agriculture (USDA) announced that free school meals will be extended through the 2021-22 school year. Food service program reimbursement rates are shown below:

Type of Meal	
Breakfast	\$ 2.4625
Lunch	\$ 4.3175
Supplement	\$ 1.0200

Reimbursement is based solely on a “meals times rates” calculation. For example, if 100 reimbursable lunches were served to eligible children:

100 times \$4,3175 equals \$431.75 paid in food service reimbursement to Shakopee Schools.

COMMUNITY EDUCATION FUND (Fund 04)

Community Education Fund revenue is estimated at \$2,957,867 for 2021-22. Community Education programs are supported by a combination of property tax levy, state aid and tuition and fees.

DEBT SERVICE FUND (Fund 07)

Debt Service Fund revenue is estimated at \$19,084,263 for 2021-22. The revenue is directly linked to the voter approved debt service principal and interest bond payment schedule.

TRUST FUNDS – (SCHOLARSHIP/OPEB) (Fund 08/45)

Scholarship Fund revenue is estimated at \$7,100 for 2021-22 and is comprised of interest revenue and gifts and donations.

OPEB Fund trust account is expected to generate \$300,000 in interest revenue in 2021-22.

INTERNAL SERVICE FUND (Fund 20/21)

Internal Service Fund revenues are estimated to be \$10,459,526 for 2021-22. The revenues are for premium payments for health and dental insurance generated in district operating funds.

EXPENDITURE SUMMARY

The general fund (Fund 01, 03, and 05) expenditure budget is estimated to be \$98,595,426 for the 2021-22 school year.

Salaries/wages and employee benefits are estimated to be \$56,130,247 and \$21,185,714, respectively, and include salaries/wages and employee benefits for all employee groups covered in the general fund. Salaries/wages and employee benefits expenditures account for 78.4 percent of general fund expenditures and includes:

- Increased salary and wage costs for longevity, education pay rates and other items included in bargaining agreements.
- Increased costs for statutory benefits (TRA, PERA, FICA, unemployment and workers compensation).
- Increased costs for other collectively bargained benefits (health and dental insurance) associated with all employee groups.

OTHER DISTRICT STAFFING ASSUMPTIONS

Staffing variations due to enrollment changes are generally required to fit the ratios provided below. Other staffing changes may result from changes to federal entitlements or certain state categorical funded programs.

STUDENT TO TEACHER TARGETED RATIOS

ELEMENTARY	
GRADE	TARGET
KINDERGARTEN	22
GRADE 1	25.3
GRADE 2	25.3
GRADE 3	27.5
GRADE 4	27.5
GRADE 5	29.7

MIDDLE SCHOOLS	
GRADE 6-8	34.1

HIGH SCHOOL	
GRADE 9-12	36

Non-staff expenditures are estimated to be \$21,279,465, representing 21.6 percent of total general fund expenditures. Significant expenditures in this area include:

Transportation/Contracted Services	\$5.5 million
Building Utilities (Electricity/Natural Gas)	\$2.04 million
Capital and Equipment:	\$4.6 million

FOOD SERVICE FUND (Fund 02)

The Food Service Fund expenditure budget is estimated to be \$4,406,796 for 2021-22.

Salaries/wages and employee benefits include estimated step and percentage increases for negotiation of the Food Service employee contract.

Capital equipment costs of \$50,000 are to continue replacement of aging equipment.

COMMUNITY EDUCATION FUND (Fund 04)

The Community Education Fund expenditure budget is estimated to be \$2,979,902 for 2021-22.

The budget includes considerations of the following:

- Salaries/wages and employee benefits will reflect bargaining group agreements. If contracts are not in place, modest increases are budgeted.
- Pearson licensed staff salaries/wages and employee benefit levels are attached to the SEA contract.
- Expenditure plan identified by the needs of staff, community and the Advisory Council.

BUILDING CONSTRUCTION FUND (Fund 06)

The Building Construction Fund budget is estimated to be \$9,995,416 for 2021-22. The expenditures primarily relate to the health & safety projects from the 2020C bond outlined in the District's long-term facilities plan.

DEBT SERVICE FUND (Fund 07)

The Debt Service Fund budget is estimated to be \$19,756,064 for 2021-22. The expenditures are directly linked to the debt service principal and interest bond payment schedules.

TRUST FUNDS (SCHOLARSHIP/OPEB) (Fund 08/45)

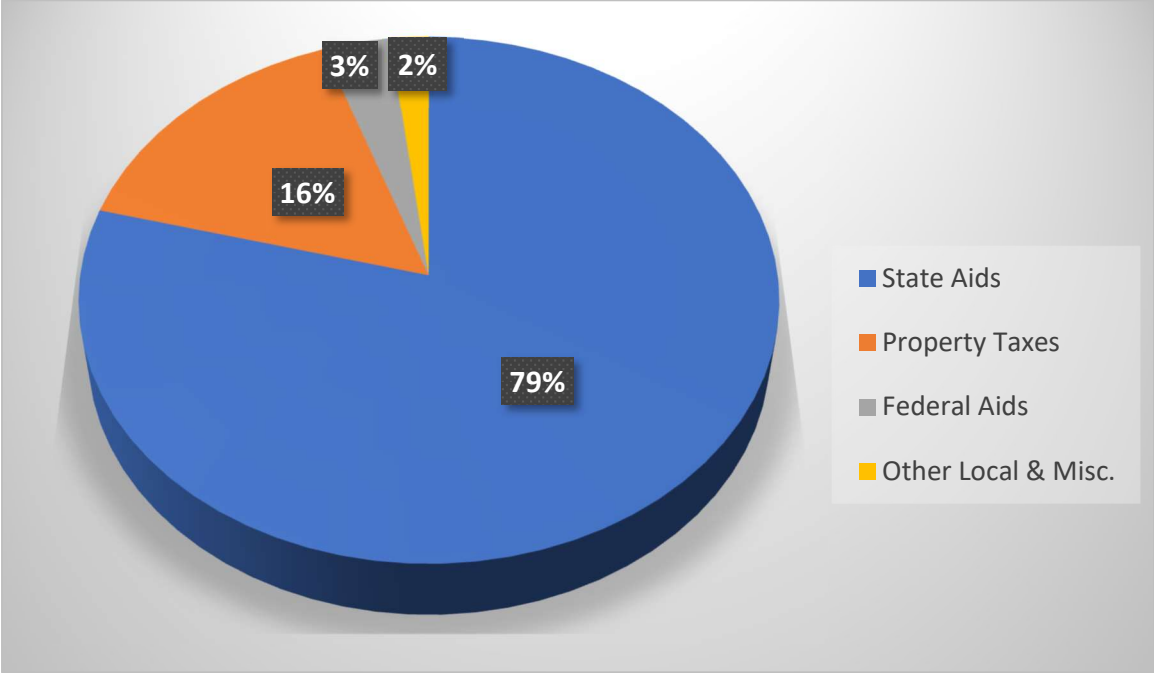
Scholarship Trust Fund expenditures are estimated to be \$7,100 for 2021-22.

OPEB Trust Fund expenditures are estimated to be \$300,000 for 2021-22.

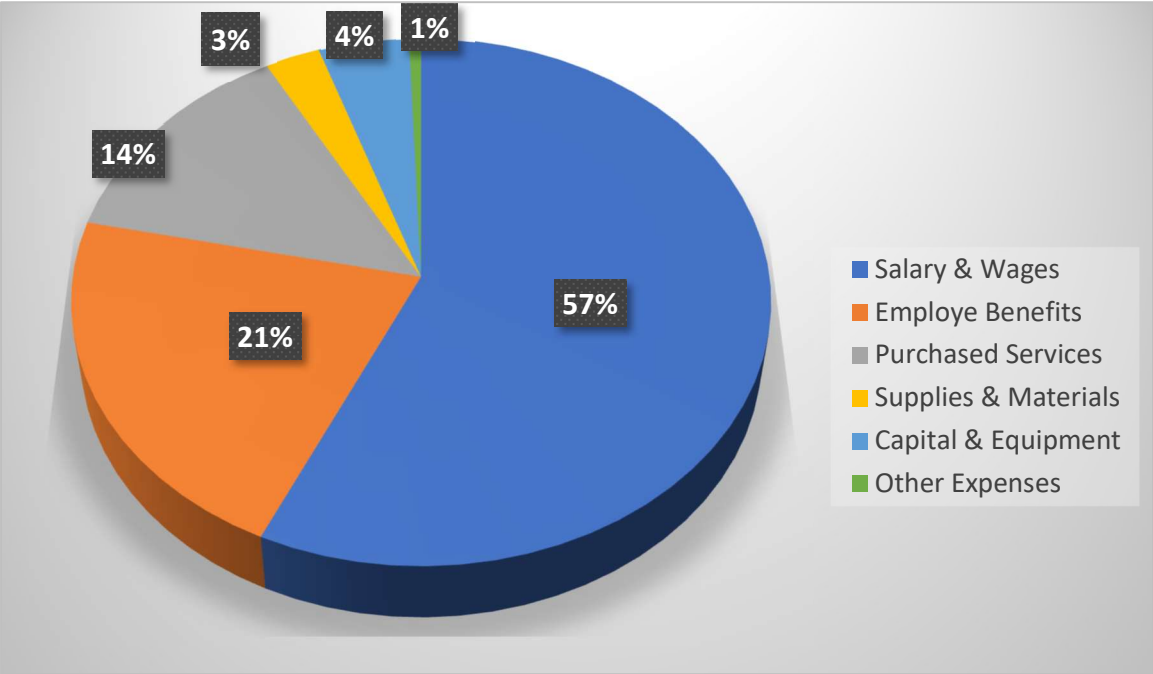
INTERNAL SERVICE FUND (Fund 20/21)

Internal Service Fund expenditures are estimated to be \$10,459,526 for 2021-22. The expenditures are related to fees for services within the District's self-funded health and dental programs.

**GENERAL FUND REVENUE BUDGET
2021-22**



**GENERAL FUND EXPENDITURE BUDGET
2021-22**



**INDEPENDENT SCHOOL DISTRICT #720
SHAKOPEE PUBLIC SCHOOLS
GENERAL FUND
SCHEDULE OF REVENUES, EXPENDITURES, AND CHANGES IN FUND BALANCES
YEAR ENDED JUNE 30, 2022**

	ACTUAL 2019-20	REVISED BUDGET 2020-21	PROPOSED BUDGET 2021-22
REVENUES			
State Aid	\$ 79,187,028	\$ 79,124,191	\$ 78,200,339
Property Taxes	15,449,305	15,280,151	15,364,676
Federal Aids	2,268,115	5,062,504	3,360,640
Local Tuition/Grants/Other	2,876,566	1,935,657	1,935,657
TOTAL REVENUES	99,781,014	101,402,503	98,861,312
EXPENDITURES			
Salaries & Wages	58,086,888	61,185,035	56,130,247
Employee Benefits	17,600,704	20,141,364	21,185,714
Purchased Services	12,925,349	13,834,636	13,362,098
Supplies & Materials	2,608,653	2,766,422	2,748,794
Equipment	4,717,614	4,568,219	4,539,111
Other Expenditures	598,192	633,497	629,460
TOTAL EXPENDITURES	96,537,400	103,129,173	98,595,424
REVENUES OVER (UNDER) EXPENDITURES	3,243,614	(1,726,670)	265,888
BEGINNING FUND BALANCE (TOTAL)	4,836,178	8,478,519	6,751,849
ENDING FUND BALANCE (TOTAL)	8,478,519	6,751,849	7,017,737
BEGINNING FUND BALANCE (UNASSIGNED)	3,606,058	3,743,051	1,029,065
ENDING FUND BALANCE (UNASSIGNED)	3,743,051	1,029,065	1,294,953
Ending Fund Balance (Unassigned) Percentage			1.3%

**INDEPENDENT SCHOOL DISTRICT #720
SHAKOPEE PUBLIC SCHOOLS
ENROLLMENT SUMMARY AND PROJECTIONS**

	ACTUAL 2018-19	ACTUAL 2019-20	REVISED BUDGET 2020-21	PROPOSED BUDGET 2021-22
ENROLLMENT (Students Served)				
Pre K	74	61	55	55
K	560	526	460	529
1	597	562	502	476
2	541	584	562	506
3	582	547	577	560
4	556	585	536	577
5	623	565	584	542
6	637	618	572	586
7	659	643	611	578
8	704	656	649	610
9	726	751	727	735
10	692	747	792	745
11	634	690	757	791
12	662	654	691	775
TOTAL ENROLLMENT	8,247	8,189	8,075	8,065
WEIGHTED PUPIL UNITS				
PRE K/KINDERGARTEN	634	587	515	584
GRADES 1-6	3,536	3,461	3,333	3,247
GRADES 7-12	4,893	4,969	5,072	5,081
TOTAL WEIGHTED PUPIL UNITS	9,063	9,017	8,920	8,912
<i>Computed using weighting factors: 1.0 for K-6 & 1.2 for 7-12.</i>				

Enrollment projections include enrolled students, post-secondary enrollment options (PSEO), Tokata Learning Center (TLC) enrollment, and estimates for tuition students.

**INDEPENDENT SCHOOL DISTRICT #720
SHAKOPEE PUBLIC SCHOOLS
GENERAL FUND REVENUE DETAIL**

		ACTUAL 2019-20	REVISED BUDGET 2020-21	PROPOSED BUDGET 2021-22
	GENERAL EDUCATION FORMULA ALLOWANCE	6,438	6,567	**6,600
	**Projected			
	GENERAL FUND STATE AID DETAIL			
S211	BASIC GENERAL EDUCATION FUNDING	\$57,331,538	\$56,359,514	\$56,011,218
S211	OPERATING CAPITAL	1,322,149	1,305,318	1,303,502
S211	ALC REVENUE	735,132	750,000	750,000
S211	EXTENDED TIME REVENUE	-	422,664	332,605
S211	GIFTED & TALENTED	117,187	115,965	115,853
S211	STAFF DEVELOPMENT	1,160,385	1,171,306	1,176,058
S211	LEARNING & DEVELOPMENT	1,726,438	1,649,447	1,630,604
F317	COMPENSATORY REVENUE (BASIC SKILLS + LEP)	3,932,755	3,638,069	3,161,414
S211	PENSION/ALT ATT./TRANS SPARSITY	331,648	350,000	350,000
S201	ENDOWMENT FUND	371,445	375,824	375,824
S212	LITERACY INCENTIVE AID	404,378	405,000	405,000
S300	ACHIEVEMENT & INTEGRATION AID	990,658	1,004,586	1,011,763
S317	LTFM STATE AID	807,794	439,794	439,794
S360	STATE SPECIAL EDUCATION AID	9,275,175	10,605,442	10,605,442
MISC	CREDITS & MISC STATE AIDS	680,346	531,262	531,262
	TOTAL STATE AID	79,187,028	79,124,191	78,200,339
	GENERAL FUND LEVY REVENUE DETAIL			
S001	PROPERTY TAXES	4,855,849	4,847,858	5,497,858
S009	FISCAL DISPARITIES	1,798,411	1,800,000	1,850,000
S010	COUNTY APPORTIONMENT	83,006	80,000	80,000
S019	MISC TAXES	52,523	50,000	50,000
S001	OPERATING CAPITAL LEVY	2,281,973	2,561,679	2,306,361
S001	ACHIEVEMENT & INTEGRATION LEVY	355,054	425,657	462,693
S001	SAFE SCHOOLS	327,859	328,751	323,256
S001	LONG TERM FACILITIES MAINT. (LTFM)	1,836,072	1,291,794	748,813
S001	CAPITAL PROJECTS (TECH) LEVY	3,329,346	3,527,108	3,850,865
S001	CAREER & TECH. LEVY	280,420	269,184	319,830
S001	OPEB LEVY	248,792	98,120	(125,000)
	TOTAL LEVY REVENUE	15,449,305	15,280,151	15,364,676

GENERAL FUND FEDERAL AIDS/GRANTS				
F151	ESSER 90% PART I	-	236,976	501,036
F152	ESSER 9.5% PART I	-	-	289,111
F153	GEER	-	-	159,158
F154	CRF	-	2,351,832	-
F155	ESSER 90% PART II	-	-	-
F419	TITLE VI, SPECIAL EDUCATION	1,294,517	1,239,462	1,239,462
F420	OTHER SPEC ED	13,399	42,840	42,840
F422	OTHER	40,619	39,655	39,655
F401	TITLE I	554,731	667,125	667,125
F414	TITLE II, PART A	159,167	153,094	153,094
F417	TITLE III, PART A	121,184	137,697	137,697
F442	IMMIGRANT	-	62,361	-
F433	FEDERAL	20,080	73,962	73,962
F628	CARL PERKINS	25,689	21,500	21,500
F510	TITLE VII, INDIAN EDUCATION	38,729	36,000	36,000
	TOTAL FEDERAL GRANTS	2,268,115	5,062,504	3,360,640
OTHER LOCAL/GRANTS				
S050	FEES	247,904	324,315	324,315
S060	ADMISSIONS	104,788	90,045	90,045
S071	MEDICAL ASSISTANCE REVENUE	295,582	250,000	250,000
S092	INVESTMENT INCOME	144,791	100,000	100,000
S093	RENTALS & LEASES	87,978	28,000	28,000
S096	GIFTS	65,062	124,165	124,165
S099	MISC	530,627	788,093	788,093
S600	SALES, MISC GRANTS	1,399,834	231,039	231,039
	TOTAL OTHER	2,876,566	1,935,657	1,935,657
	TOTAL GENERAL FUND REVENUE	99,781,014	101,402,503	98,861,312

**INDEPENDENT SCHOOL DISTRICT #720
SHAKOPEE PUBLIC SCHOOLS
GENERAL FUND
EXPENDITURES BY PROGRAM DIMENSION**

	ACTUAL 2019-20	REVISED BUDGET 2020-21	PROPOSED BUDGET 2021-22
GENERAL FUND OBJECTS & PROGRAMS			
Administration	\$ 6,348,523	\$ 6,759,529	\$ 6,470,394
District Support Services	1,526,253	1,842,239	1,472,866
Elementary & Secondary Regular Instruction	41,885,498	45,301,351	42,398,347
Vocational Education Instruction	1,259,379	1,072,467	1,087,941
Special Education Instruction	18,682,007	19,775,700	19,979,257
Instructional Support Services	10,797,060	11,682,494	11,154,777
Pupil Support Services	8,688,533	9,139,854	8,518,869
Sites & Buildings	5,959,985	6,288,970	6,221,074
Fiscal & Other Fixed Cost Programs	1,390,164	1,266,569	1,291,901
TOTAL EXPENDITURES BY PROGRAM	\$96,537,402	\$ 103,129,173	\$ 98,595,426

**INDEPENDENT SCHOOL DISTRICT #720
SHAKOPEE PUBLIC SCHOOLS
FOOD SERVICE FUND
SCHEDULE OF REVENUES, EXPENDITURES, & CHANGES IN FUND BALANCES**

	Actual 2019-2020	Revised Budget 2020-2021	2020-21 End of Year Projection	Proposed Budget 2021-2022
REVENUES				
School Meal Sales	\$ 1,751,140	\$ 1,935,319	\$ 373,900	\$ 506,000
Other Local Revenue	36,799	20,240	-	20,240
State Revenue	205,245	212,894	-	-
Federal Revenue	2,094,192	2,215,417	2,734,671	3,930,000
TOTAL REVENUES	<u>4,087,376</u>	<u>4,383,870</u>	<u>3,108,571</u>	<u>4,456,240</u>
EXPENDITURES				
Pupil Support Services	<u>4,331,833</u>	<u>4,600,142</u>	<u>3,460,925</u>	<u>4,406,796</u>
REVENUES OVER (UNDER) EXPENDITURES	(244,457)	(216,272)	(352,354)	49,444
BEGINNING FUND BALANCE (TOTAL)	<u>757,032</u>	<u>512,575</u>	<u>512,575</u>	<u>160,221</u>
ENDING FUND BALANCE (TOTAL)	<u>512,575</u>	<u>296,303</u>	<u>160,221</u>	<u>209,665</u>

Note: The 2020-21 end of year projection column in the food service fund projects updated budget impacts from the covid_19 pandemic as discussed at the School Board Finance Committee.

**INDEPENDENT SCHOOL DISTRICT #720
SHAKOPEE PUBLIC SCHOOLS
FOOD SERVICE FUND
EXPENDITURES BY COST OBJECT**

	Actual 2019-2020	Revised Budget 2020-2021	2020-21 End of Year Projection	Proposed Budget 2021-2022
PUPIL SUPPORT SERVICES				
Salaries & Wages	\$ 1,339,917	\$ 1,380,421	\$ 1,360,306	\$ 1,421,834
Employee Benefits	360,667	576,454	414,800	441,439
Purchased Services	183,938	191,702	82,152	101,752
Supplies & Materials	2,301,831	2,390,750	1,552,167	2,380,709
Capital	144,041	50,000	50,000	50,000
Other Expenditures	1,439	10,815	1,500	11,062
TOTAL PUPIL SUPPORT SERVICES	<u>\$ 4,331,833</u>	<u>\$ 4,600,142</u>	<u>\$ 3,460,925</u>	<u>\$ 4,406,796</u>

**INDEPENDENT SCHOOL DISTRICT #720
SHAKOPEE PUBLIC SCHOOLS
COMMUNITY SERVICE FUND
SCHEDULE OF REVENUES, EXPENDITURES, AND CHANGES IN FUND BALANCES**

	Actual 2019-2020	Revised Budget 2020-2021	Proposed Budget 2021-2022
REVENUES			
Local Levy	\$ 592,864	\$ 613,278	\$ 615,905
State Revenue	933,157	931,000	906,346
Tuition and Fees	860,777	878,276	1,150,266
Other Local Revenue	257,353	284,562	285,350
TOTAL REVENUES	<u>2,644,151</u>	<u>2,707,116</u>	<u>2,957,867</u>
EXPENDITURES			
Community Education and Services	<u>2,769,200</u>	<u>2,818,486</u>	<u>2,979,902</u>
REVENUES OVER (UNDER) EXPENDITURES	(125,049)	(111,370)	(22,035)
BEGINNING FUND BALANCE (TOTAL)	<u>377,578</u>	<u>252,529</u>	<u>141,159</u>
ENDING FUND BALANCE (TOTAL)	<u>252,529</u>	<u>141,159</u>	<u>119,124</u>

**INDEPENDENT SCHOOL DISTRICT #720
SHAKOPEE PUBLIC SCHOOLS
COMMUNITY SERVICE FUND
EXPENDITURES BY COST OBJECT**

	Actual 2019-2020	Revised Budget 2020-2021	Proposed Budget 2021-2022
COMMUNITY EDUCATION AND SERVICES			
Salaries and Wages	\$ 1,757,246	\$ 1,736,415	\$ 1,711,359
Employee Benefits	464,081	470,479	487,590
Purchased Services	413,576	471,652	590,867
Supplies & Materials	113,575	118,100	130,286
Capital	4,295	4,468	7,700
Other Expenditures	16,427	17,372	52,100
TOTAL COMMUNITY EDUCATION AND SERVICES	<u>2,769,200</u>	<u>2,818,486</u>	<u>2,979,902</u>

**INDEPENDENT SCHOOL DISTRICT #720
SHAKOPEE PUBLIC SCHOOLS
BUILDING CONSTRUCTION FUND
SCHEDULE OF REVENUES, EXPENDITURES, AND CHANGES IN FUND BALANCES**

	Actual 2019-2020	Revised Budget 2020-2021	Proposed Budget 2021-2022
REVENUES			
Other Local Revenue	18,316,286	25,543,327	-
EXPENDITURES			
Building Construction	18,910,743	26,004,082	9,995,416
REVENUES OVER (UNDER) EXPENDITURES	(594,457)	(460,755)	(9,995,416) ***
BEGINNING FUND BALANCE (TOTAL)	2,022,715	1,428,258	967,503
ENDING FUND BALANCE (TOTAL)	\$ 1,428,258	\$ 967,503	\$ (9,027,913)

*** Actual 20-21 year-end expenditures expected closer to \$8.5M.

**INDEPENDENT SCHOOL DISTRICT #720
SHAKOPEE PUBLIC SCHOOLS
BUILDING CONSTRUCTION FUND
REVENUE BY SOURCE**

	Actual 2019-2020	Revised Budget 2020-2021	Proposed Budget 2021-2022
REVENUE FROM LOCAL SOURCES			
Interest Income	86,220	90,000	-
Other	18,230,066	25,453,327	-
TOTAL REVENUE FROM LOCAL SOURCES	<u>18,316,286</u>	<u>25,543,327</u>	<u>-</u>

**INDEPENDENT SCHOOL DISTRICT #720
SHAKOPEE PUBLIC SCHOOLS
DEBT SERVICE FUND
SCHEDULE OF REVENUES, EXPENDITURES, AND CHANGES IN FUND BALANCES**

	Actual 2019-2020	Revised Budget 2020-2021	Proposed Budget 2021-2022
REVENUES			
Property Taxes	\$ 22,295,598	\$ 23,116,035	\$ 18,954,263
Other Local Revenue	115,249	25,000	25,000
State Revenue	1,618,416	1,435,000	105,000
TOTAL REVENUE	<u>24,029,263</u>	<u>24,576,035</u>	<u>19,084,263</u>
EXPENDITURES			
Fixed Costs	<u>22,775,115</u>	<u>25,706,037</u>	<u>19,756,064</u>
REVENUES OVER (UNDER) EXPENDITURES	1,254,148	(1,130,002)	(671,801)
BEGINNING FUND BALANCE (TOTAL)	<u>3,223,859</u>	<u>4,478,007</u>	<u>3,348,005</u>
ENDING FUND BALANCE (TOTAL)	<u>4,478,007</u>	<u>3,348,005</u>	<u>2,676,204</u>

**INDEPENDENT SCHOOL DISTRICT #720
SHAKOPEE PUBLIC SCHOOLS
DEBT SERVICE FUND
EXPENDITURES BY OBJECT – DETAILED**

	Actual 2019-2020	Revised Budget 2020-2021	Proposed Budget 2021-2022
BOND PRINCIPAL			
2012A Refunding Bonds	3,755,000	4,000,000	-
2013A Refunding Bonds	3,085,000	3,245,000	3,430,000
2014A Refunding Bonds	1,065,000	1,100,000	1,160,000
2015 A & B School Building Bonds	7,590,000	8,995,000	3,205,000
2016A Crossover Refunding Bonds	760,000	800,000	830,000
2020A GO Cap Facilities Bonds	-	130,000	140,000
2020B GO Fac Maint Bonds	-	645,000	565,000
2020C GO Fac Maint Bonds	-	460,000	-
2020D Refunding Bonds	-	-	3,820,000
2021A Refunding Bonds	-	-	-
TOTAL BOND PRINCIPAL	<u>16,255,000</u>	<u>19,375,000</u>	<u>13,150,000</u>
BOND INTEREST			
2012A Refunding Bonds	1,011,800	861,600	-
2013A Refunding Bonds	1,191,650	1,037,400	875,150
2014A Refunding Bonds	136,400	104,450	49,450
2015 A & B School Building Bonds	3,524,625	3,145,125	2,695,375
2016A Crossover Refunding Bonds	648,200	625,400	601,400
2020A GO Cap Facilities Bonds	-	195,412	199,800
2020B GO Fac Maint Bonds	-	354,149	385,763
2020C GO Fac Maint Bonds	-	-	-
2020D Refunding Bonds	-	-	881,280
2021A Refunding Bonds	-	-	902,846
TOTAL BOND INTEREST	<u>6,512,675</u>	<u>6,323,536</u>	<u>6,591,064</u>
OTHER DEBT EXPENSE			
Other Debt Service Expense	<u>7,440</u>	<u>7,500</u>	<u>15,000</u>
TOTAL EXPENDITURES	<u>\$22,775,115</u>	<u>\$25,706,036</u>	<u>\$19,756,064</u>

**INDEPENDENT SCHOOL DISTRICT #720
SHAKOPEE PUBLIC SCHOOLS
PROPRIETARY FUNDS
STATEMENT OF REVENUES, EXPENDITURES, AND CHANGES IN FUND NET POSITION**

<i>IS-HEALTH/DENTAL INSURANCE</i>			
	Actual	Revised	Proposed
	2019-2020	2020-2021	2021-2022
REVENUES			
Interest/Other	\$ 9,414,711	\$10,518,000	\$10,459,526
EXPENDITURES			
Purchased Services	8,181,142	10,518,000	10,459,526
CHANGE IN NET POSITION	1,233,569	-	-
BEGINNING NET POSITION	(498,766)	734,803	734,803
ENDING NET POSITION	\$ 734,803	\$ 734,803	\$ 734,803

**INDEPENDENT SCHOOL DISTRICT #720
SHAKOPEE PUBLIC SCHOOLS
FIDUCIARY FUNDS
STATEMENT OF REVENUES, EXPENDITURES, AND CHANGES IN FUND NET POSITION**

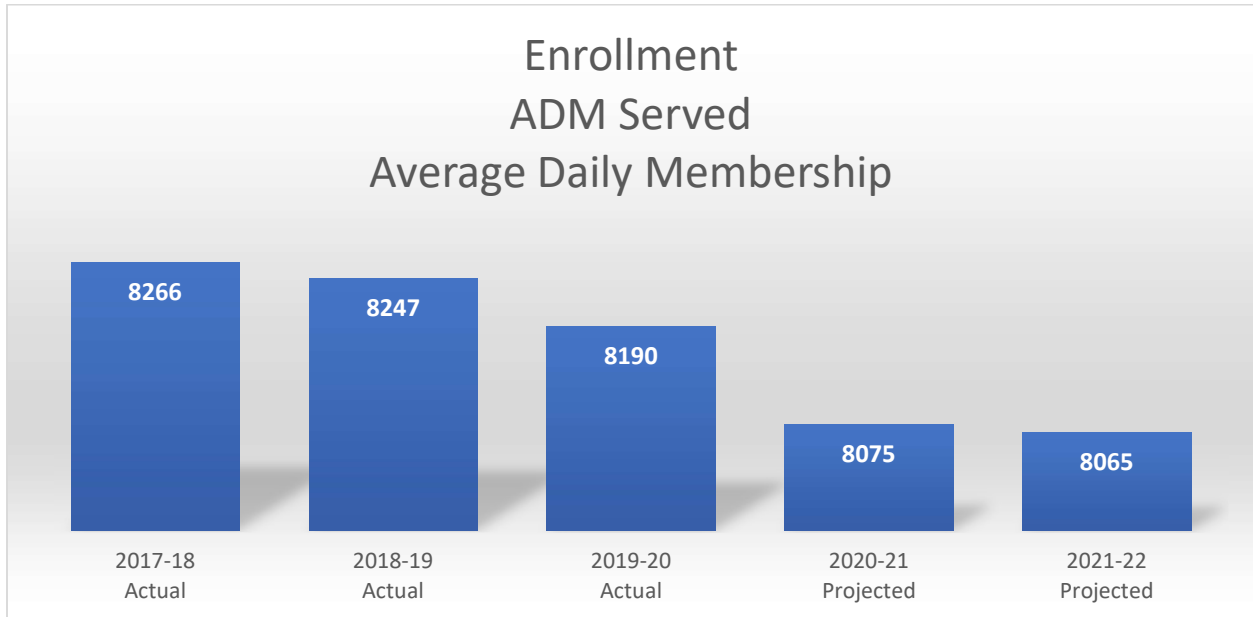
SCHOLARSHIP TRUST

	Actual 2019-2020	Revised Budget 2020-2021	Proposed Budget 2021-2022
REVENUES			
Local Tuition/Grants/Other	\$ 2,357	\$ 7,100	\$ 7,100
EXPENDITURES			
Other Expenses	<u>3,200</u>	<u>7,100</u>	<u>7,100</u>
CHANGE IN NET POSITION	(843)	-	-
BEGINNING NET POSITION	<u>16,432</u>	<u>15,589</u>	<u>15,589</u>
ENDING NET POSITION	<u>\$ 15,589</u>	<u>\$ 15,589</u>	<u>\$ 15,589</u>

OTHER POST EMPLOYMENT BENEFITS (OPEB) TRUST

	Actual 2019-2020	Revised Budget 2020-2021	Proposed Budget 2021-2022
REVENUES			
Interest	\$ 291,200	\$ 450,000	\$ 300,000
EXPENDITURES			
Employee Benefits	<u>260,707</u>	<u>225,000</u>	<u>300,000</u>
CHANGE IN NET POSITION	30,493	225,000	-
BEGINNING NET POSITION	<u>4,942,309</u>	<u>4,972,802</u>	<u>5,197,802</u>
ENDING NET POSITION	<u>\$ 4,972,802</u>	<u>\$ 5,197,802</u>	<u>\$ 5,197,802</u>

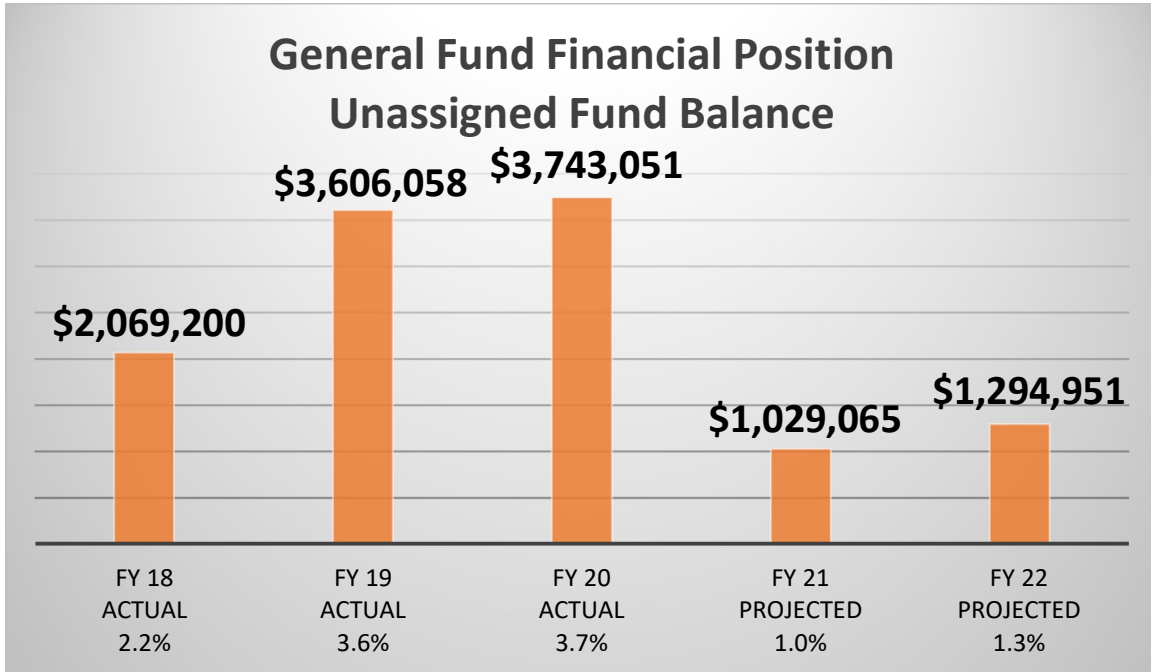
**INDEPENDENT SCHOOL DISTRICT #720
SHAKOPEE PUBLIC SCHOOLS
ENROLLMENT SUMMARY & PROJECTIONS
(ADM) SERVED
Average Daily Membership**



Student enrollment factors into most of the General Fund's revenue calculations – approximately 80% of General Fund revenue is linked to enrollment.

Student enrollment is an important factor in the determination of staffing levels from one year to the next.

INDEPENDENT SCHOOL DISTRICT #720
SHAKOPEE PUBLIC SCHOOLS
GENERAL FUND FINANCIAL POSITION
UNASSIGNED FUND BALANCE



The Best Indicator of a School Districts Financial Health is its Unassigned Fund Balance.

School Board policy #714 states that the school district will strive to maintain a minimum unassigned fund balance between 8 – 12 percent of the annual budget.

SUPPLEMENTARY INFORMATION

EXPENDITURES BY OBJECT

Shakopee Public School's budget consists of the following types of expenditures:

Salaries: Regular salaries related to personnel positions, extra-curricular assignments, overtime, and substitute costs.

Employee Benefits: Health, dental, life, long-term disability, workers' compensation, retirement plans and recording of post-employment benefits for current employees.

Purchased Services: Includes insurance, repair and maintenance services, postage, consultants, transportation contracts, travel and conferences, payments to other school districts and tuition.

Supplies & Materials: Textbooks, instructional supplies, office and custodial supplies, computer software, and related copier costs. Includes fuel for buildings.

Capital: Replacement and additional equipment, facilities repair and maintenance, district vehicles, and computer equipment.

Miscellaneous & Other Expenditures: Includes all expenditures that cannot be classified elsewhere.

EXPENDITURES BY PROGRAM

Administration: Costs for general and instructional administration. This includes the school board, superintendent, principals, assistant/associate principals and director level positions.

District Support Services: Generally administrative support not listed under administration. This includes federal programs, human resources, school elections, and miscellaneous administration not covered elsewhere.

Elementary & Secondary Regular Instruction: All activities dealing directly with the teaching of pupils, the interaction between teachers and students in the classroom and co-curricular activities K-12.

Vocational Instruction: Courses and activities which develop skills, knowledge, attitudes and behavioral characteristics for students seeking career exploration and employability.

Special Education Instruction: Activities promoting learning experiences for pupils with certain characteristics or conditions who need or would benefit from educational programs that are different from those provided to pupils in regular or vocational education.

Instructional Support Services: Activities for assisting the instructional staff with the content and process of providing learning experiences for pupils in kindergarten through twelfth grade.

Pupil Support Services: Includes all services provided to pupils who do not qualify to be classified as instructional services. Counseling, guidance, health, social work, transportation.

Sites & Buildings: Acquisition, operation, maintenance, repair and betterment of physical plant, facilities and grounds of the school district.

Fiscal & Other Fixed Costs: Fiscal and fixed cost activities not recorded elsewhere. Property and workers compensation insurance.

SUMMARY

Shakopee Public Schools 2021-2022 budget process started last winter by identifying the K-12 enrollment assumptions. Administration then analyzed budget assumptions related to the 2021 Legislative session and options & scenarios for all governmental funds for 2021-22.

The budget assumptions and projections have been reviewed by the Citizens Finance Advisory Committee (CFAC), School Board Finance Committee, and School Board as a whole.

In accordance with Minnesota Statute 123B.77 administration recommends the Executive Summary to the 2021-2022 Budget for School Board approval.

The grand total budgeted revenues are \$136,126,308 and the grand total budgeted expenditures are \$146,500,230.

This budget publication, in conjunction with the supplementary finance documents requires many hours of preparation, review, and deliberation by the School Board, finance committee, building and district administration, and the business office. Thank you to all those involved for their efforts on behalf of our students in preparing and reviewing this important budget document.

Respectfully,

Bill Menozzi
Director of Finance & Operations
Shakopee Public Schools ISD #720
1200 Town Square
Shakopee, MN 55379